

From the World's Largest Manufacturer of Stem Cells and the Only Provider  
of Fetal Precursor Stem Cells, comes a Revolutionary  
**Fresh and Pure Organ-Specific Cell Extract**

# EUUF

## ECO-ULTRAFILTRATES

In the Cellular Therapy Tradition of "Like cures Like" - *Paracelsus*

- **Organ Specific**
- **100% Natural , Fresh and Pure**
- **Chemical Free**
- **Ecologically Produced Pure Cell Extract**
- **Non Pathogenic**
- **Protein Free**
- **Non Allergenic**
- **Nano Size - Only 3 nanometres**  
( $\frac{1}{9}$ <sup>th</sup> the size of the world's smallest virus)
- **Low Molecular Mass of below 10 kDa (Dalton)**

# FCTI Eco-Ultrafiltrates (EUF)

FCTI EUF is an organ-specific cellular extracts that are ecologically procured through a proprietary parallel-extraction process during the manufacturing of Fetal Precursor Stem Cells. Fetal cells are processed through multiple specialised millipores to retrieve the cellular material within the cells into molecular-level ultrafiltrates.

EUF is also based on several same scientific principles of stem cell therapy, some of them are very important for an explanation of its therapeutic purpose of different organs or tissues:

**The main cells of an organ or a tissue, irrespective of the species of origin, are considered similar in Nature.**

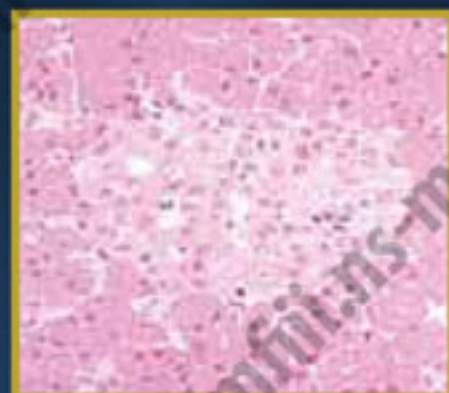
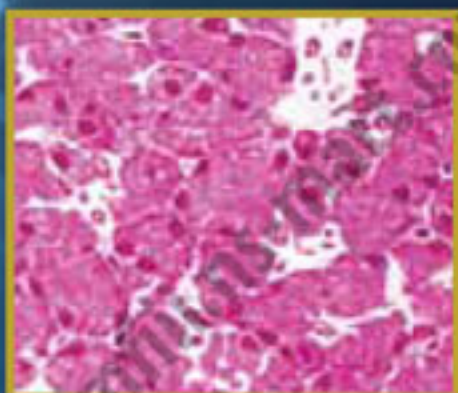
Scientists define it as the 'Principle of Organospecificity'. Cells of the same organ are biologically matched and alike regardless if they were of the animal kingdom or mankind, e.g. the main cell of the liver, hepatocyte, is almost biologically matched to that of all vertebrates. Thus the same conclusion could also be made for the other approximately 200 kinds of cells in a human or an animal. Man after all is part of the animal kingdom. There are no antigenic differences between corresponding cells of the identical organ of different animal species (including man). This is yet another proof of 'organospecificity'.

**In the fetal stage, cells of all animal & human are similar or alike. (Man being at the top of the animal kingdom hierarchy).**

There are no complexity differences between the correspondent cells of the matching organ even of different group of mammals. The following microphotographs clearly and evidently prove this statement.



Comparative microphotograph of Hepatocytes of rabbit adult (left) and human adult (right)



Comparative microphotograph of Insulae Langerhans of rabbit adult (left) and human adult (right)

**All biological systems of Mother Nature comprises of the same groups of molecules.**

Cell Therapists in Switzerland & Germany define it as the 'Principle of Homology'.

Majority of the proteins of different living things (including humans) are homologous of each other, (i.e. the amino acid sequence) and in general, executes similar functions.

The same applies in regards of other types of molecules (especially of low molecules mass) which are responsible for the controlled mechanisms in all single cells and their inter-relationships with cells of other organs and tissues.

To further enhance the benefits of stem cell therapy, scientists developed Eco-Ultrafiltrates (EUF) as an efficacious therapeutic aid. EUF of various organs and tissues from the animal fetuses can be taken orally between stem cell therapy treatments. It can also be used as a stand-alone regiment.

FCTI EUF cell extracts (including the placenta) are fresh and pure organ-specific biological preparations, specially procured to match and supplement various body systems, i.e. immune system, central nervous system, etc.

FCTI EUF molecules are incredibly small, at only **three (3) nanometres** in size. That is 1/9th the size of the world's smallest virus which is 27 nanometres in diameter yet observed under electron microscope. FCTI EUF comprised of molecules of stem cell cellular material obtained from various organs of the animal fetuses.

The largest component of the FCTI EUF is standardized to a molecular mass of less than 10kDa. The significant fact that EUF is substantially smaller than any protein molecule is very important: **by being protein-free, it is STERILE**, hence there is no danger of an immune reaction against foreign protein, even to the extend that the ultrafiltrates are to be injected into the body.



# Application

Each therapeutic session comprises of 20, 40 or 60 vials of different types of EUF. They are to be taken directly from the vials undiluted between meals. It is advisable not to directly swallowed once consume but to swirl in the oral cavity for 10 to 30 seconds for best absorption.

## Reaction & Efficacy

EUF are chemical-additive-free. There are no known undesirable side-effects. Overdose by EUF is impossible.

EUF's "Principle of Organospecificity" serves fundamentally for replacement and consequently for the restoration and the regeneration of the matched molecules. EUF's low molecular mass of the organic ingredients served as a prerequisite for the absorption through the instant mucosa and the skin. The supply of 'biological building blocks' on the molecular level is what makes the therapy efficient. In addition, the essential electromagnetic elements contained within the fetal organs and tissues are also vital in delivering cellular information to the control mechanism of individual cells and their inter-relationships with various other cells, tissues and organs. EUF visible response will take about 3 to 4 weeks upon application to the body from the first date of use. The chain reaction of 'absorption - transport - incorporation' has to take its course in order for the efficient functional/structural improvement to be observed.

FCTI EUF do not replace stem cell therapy for the treatment of incurable or no longer treatable diseases, but they complement stem cell therapy.

## Range of Application

FCTI EUF are used for the restoration and the regeneration of the immature or deteriorating organic structure, disorder control systems and loss of function due to the disease(s). **Table 1** lists the types of EUF.

Combinations of EUF therapeutic are usually used if the entire system is disrupted by chronic disease rather than single EUF organ therapy. The combinations of EUF therapy will also be recommended to degenerative disease, enzyme defects, and multi-organ disorders. Practical examples of the EUF combinations are in **Table 3**.

EUF of various organs & tissues are nutritional supplementary of chemical-additive-free, sterile and low molecular mass. EUF serves fundamentally as "biological building blocks" to surrogate defective molecular structures, consequently restoring, regenerating and consistently improving its function. The therapeutic use of the EUF range of implications which includes deteriorating functions due to chronic diseases, chronic degenerative diseases, ageing disease, etc.

**Table 1. Types of Eco-Ultrafiltrates (EUF) \***

PRODUCT CODE	AS A TOPICAL COSMETIC APPLICATION ** (apply directly onto the skin)
N1	<b>Skin</b>
N2	<b>Mesenchyme</b>
N3	<b>Placenta - Unisex</b>
AS AN ORAL SUPPLEMENT (Swirl / Swish In Vigorous Motion In The Oral Cavity For 30 Seconds, Then Swallow)	
N4	<b>Male Revitalization</b> Comprises: Testis, Placenta, Adrenal Cortex, CNS (Brain). All From Male Rabbits.
N5	<b>Female Revitalization</b> Comprises: Ovary, Placenta, Adrenal Cortex, CNS (Brain). All From Female Rabbits.
N6	<b>LPPSIM</b> Combination of Liver-Pancreas-Placenta-Stomach-Intestinal-Mucosa
N7	<b>Thymus</b> (with 3% Transfer Factors)
N8	<b>Immune</b> Comprises : Thymus, Lymphnodes, Mesenchyme
N9	<b>Skin</b>
N10	<b>Mesenchyme</b>
N11	<b>Placenta - Male Specific</b>
N12	<b>Placenta - Female Specific</b>
N13	<b>Lymphnodes</b> (with 3% Transfer Factors)
N14	<b>Ovary</b>
N15	<b>Testis</b>
N16	<b>Pheripheral Muscle</b>
N17	<b>Kidney</b>
N18	<b>Liver</b>
N19	<b>Adrenal Cortex - Male Specific</b>
N20	<b>Adrenal Cortex - Female Specific</b>
N21	<b>Smooth Muscle</b>
N22	<b>Stomach</b>
N23	<b>Parasympathicus Of Autonomous NS</b>
N24	<b>Adrenal Medulla</b>
N25	<b>Prostate</b>
N26	<b>Pituitary</b>
N27	<b>Hypothalamus</b>
N28	<b>CNS (Central Nervous System) - Whole Brain</b>
N29	<b>Pancreas</b>
N30	<b>Bone</b>
N31	<b>Cartilage &amp; Synovia</b>
N32	<b>Lungs</b>
N33	<b>Lung-Stomach-Intestine</b>
N34	<b>Gingiva</b>
N35	<b>Bone Marrow</b>
N36	<b>Blood</b>
N37	<b>Spinal Cord</b>
N38	<b>Heart (Cardio Myoblast)</b>
N39	<b>Eye</b>
N40	<b>Intestine</b>
N41	<b>Colon</b>

**Table 2. Uses of Eco-Ultrafiltrates (EUF)**

	CONDITION	RECOMMENDED EUFs
1	Low function of thyroid	Thyroid
2	Low function of adrenal cortex	Adrenal cortex (N19 & N20)
3	Diabetes mellitus type 1, incl. complications	Liver (N18), Placenta (N3), Adrenal cortex (N19 & N20),
4	Diabetes mellitus, type 2	Liver (N18), Pancreas (N29), Stomach/Intestine (N33)
5	Chronic gastritis	Adrenal cortex (N19 & N20), Stomach (N22),
6	Chronic enteritis	Adrenal cortex (N19 & N20), Intestine (N40),
7	Ageing gastrointestinal tract	LPPSIM (N6)
8	Collagen diseases	Thymus (N7), Lymphnodes (N13), Mesenchyme (N10),
9	Osteoarthritis	Cartilage & Synovia (N31), Bone (N30)
10	Osteoporosis	Ovary (N14), Placenta (N3), Bone (N30)
11	Bronchial asthma	Lungs (N32), Thymus (N7), Adrenal cortex (N39 & N20),
12	Lung emphysema	Lungs (N32), Placenta (N3)
13	Eye diseases (serious)	Eyeball (N39), Placenta (N3)
14	Paradontosis	Gingiva (N34), Bone (N30)
15	Male pattern baldness	Placenta-F (N12), , Skin (N9)
16	Enlarged prostate	Placenta-F (N12), Prostate (N25), Adrenal cortex-F (N20)
17	Incontinence	Smooth muscles (N21), Parasympaticus (N23)
18	Anemia	Bone marrow (N35), Blood (N36)
19	Blood coagulation disorders	Liver (N18), Blood (N36)
20	Deficient immune system	Thymus (N7), Mesenchyme (N10), Lymphnodes (N13)
21	Central nervous system diseases	Brain (N28), Spinal cord (N37)
22	Peripheral muscle diseases	Peripheral muscle fibers (N16)
23	Arteriosclerosis	Liver (N18), Placenta (N3)
24	Heart diseases	Heart muscle fibers (N38), Placenta (N3)
25	Kidney diseases	Kidney (N17), Mesenchyme (N10), Thymus (N7)
26	Gynaecological diseases	Ovary (N14), Placenta-F (N12)
27	Impotence	Testis (N15), Placenta-M (N11)
28	Revitalization for male	Male Revitalization Set (N4)
29	Revitalization for female	Female Revitalization Set (N5)
30	Genetic	Brain (N28), Liver (N18)
31	Gout	Kidney (N17), Liver (N18),
32	Diseases of Choroid & Retina of eye	Eyeball (N39)

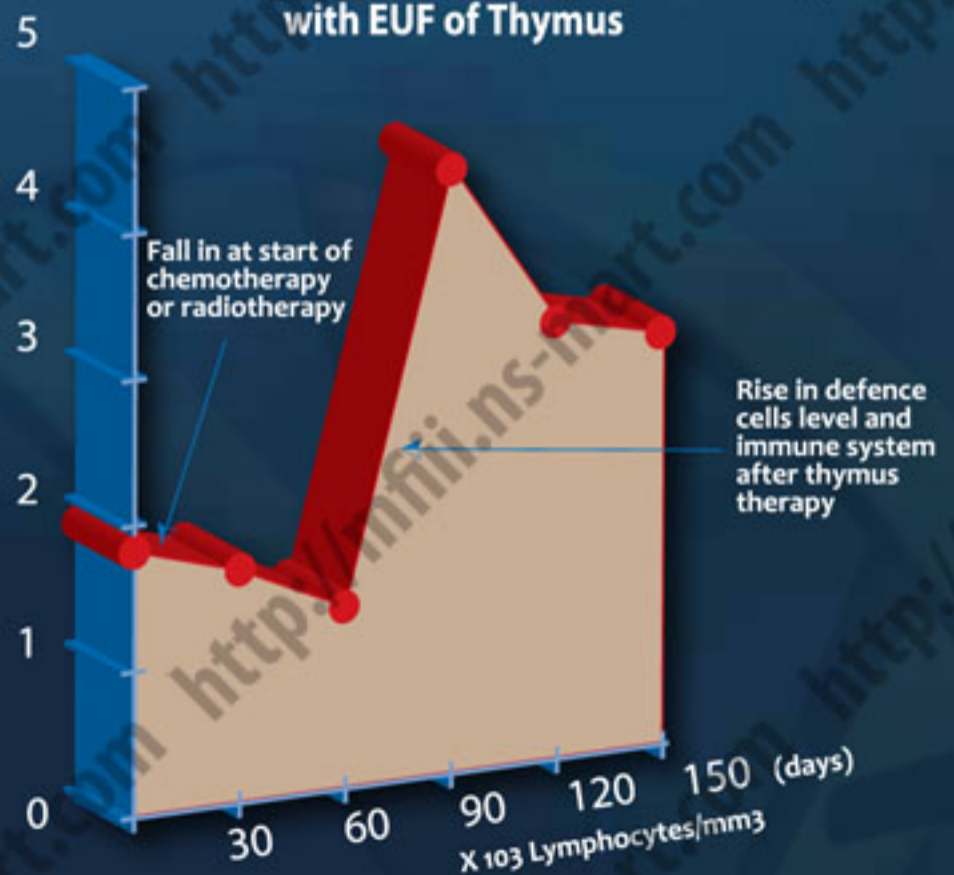
**Table 3. Examples of therapeutic combinations of EUF**

DAY		Mon	Tue	Wed	Thu	Fri	Sat
Diabetes mellitus type 1	Pancreas	✓		✓		✓	
	Liver		✓		✓		✓
Diabetes mellitus type 2	LPPSIM	✓	✓	✓	✓	✓	✓
	Adrenal Cortex		✓		✓		✓
Osteoarthritis	Bone		✓		✓		
	Cartilage/Synovia			✓			✓
Arteriosclerosis	Heart	✓	✓	✓	✓	✓	✓
	Liver		✓			✓	
	Placenta			✓			✓
Revitalization	Male Revitalization Set	✓	✓	✓	✓	✓	✓
	Female Revitalization Set	✓	✓	✓	✓	✓	✓

\* As all EUFs are automatically sterile due to being 3 nanometres and with molecular mass of less than 10 kDa.

\*\* EUFs of skin, mesenchyme, and placenta can also be used in Mesotherapy by Aesthetic Doctors and Acupuncturists.

**Increase in defence cell level and immune system after Thymus therapy with EUF of Thymus**

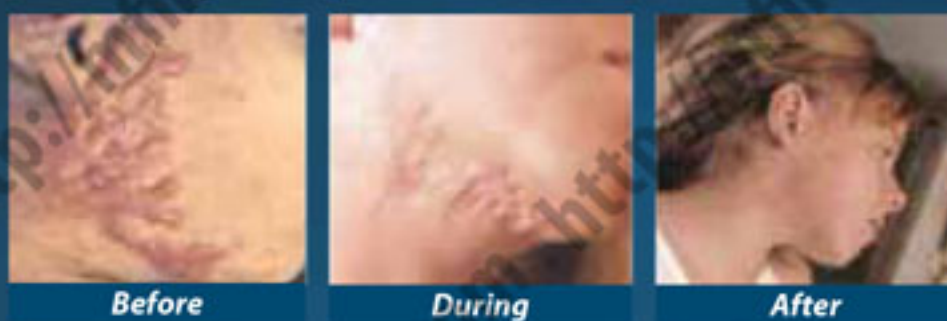


# History of Therapeutic Use of Ultrafiltrates

40 years ago, a therapeutic challenge initiated the development of the ultrafiltrates of fetal and juvenile organs.

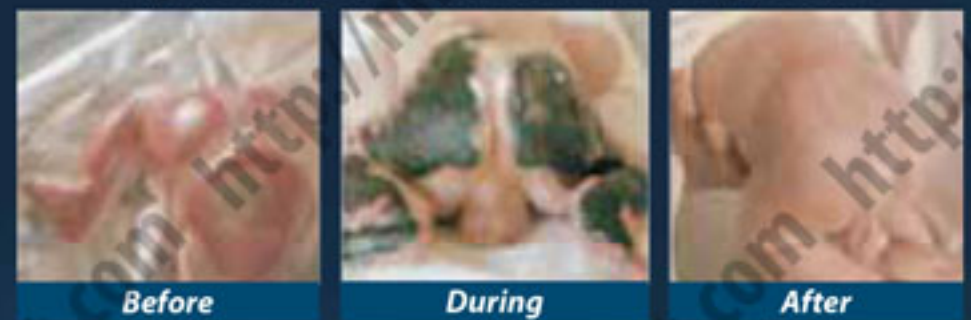
A young, 8 year old girl, due to an explosion of a petroleum stove, sustained a deep burn of the upper right side of the body. A disfiguring hypertrophic scar due to overgrown skin developed on the neck and face (fig 1.). An effort was made to eliminate the ½" thick deformed hypertrophic scar by applications of the specially prepared cell extract from fetal skin was successful.

**Figure 1: Improvements of the keloid scar**



Upon such success, many other patients with severe deep burns (fig. 2) from Germany and Switzerland were put up with such therapeutic aids, if untreatable by other means. Later, various ultrafiltrate therapeutic aids were tested and further propositions were established.

**Figure 2: Improvements from a third degree burn**



Upon the success of the absorption of the fetal ultrafiltrate through the skin, their epithelialising effect was established by impressive histological study of F.Leyh in 1981-1983. If the skin is permissible for the absorption of the ultrafiltrate, then it would be anticipating for the skin mucosa to transport the ultrafiltrate to specific or all organs and tissues into the organism. After the positive therapeutic effect was observed, oral administration of ultrafiltrate was born. The successful responses initiated the design of combinations of ultrafiltrates for various organs and tissues (liver, pancreas, placenta, stomach, intestinal, mucosa (LPPSIM) to assist in regeneration of deteriorating intestinal mucosa and in treatment of metabolic diseases and later, the ultrafiltrate of central nervous system (CNS) was created.

The observed responses led to the design of combinations of EUF of various organs and tissues used in sequence for biological regeneration of disordered organ systems.

## Production of Eco-Ultrafiltrates (EUF)

Compared to the ultrafiltrates of old which was first introduced in Germany some four decades ago, today's EUF is far more refined and superior in terms of its filtration technologies (millipores), safety and its procurement source.

FCTI EUF are pure cells extracts from stem cell containing animal fetal tissues or organs of very low molecular mass. Our fetal organs/tissues of rabbits are sourced from only certified closed colony of rabbits of at least 30 generations, bred since 1973, with full adherence to the strict requirements of US FDA, WHO and AAALAC\* guidelines. Rabbits has proven to be the most suitable animal because there is Zero Record of any Zoonoses transmissions. It is the only animal with no Genus Retroviridae [viruses] classifications or taxonomy. During the manufacturing, cells and other material of high molecular mass are separated from the molecules of low molecular mass, eventually by multiple ultrafiltration steps. The separation level is determined by the size of micro millipores filters. The ready-to-use ultrafiltrates contain components of a nominal molecular mass of up to 10 kDa (Dalton). The finished product, is a cell-free extracts suspended in 2.5 ml solution.

## Storage

FCTI EUF have a shelf-life of 6 years, if kept in a refrigerator at optimum temperature from +2°C to +16°C (not frozen) and fully protected from direct sunlight.

## Ingredients

FCTI EUF contain a number of organic and inorganic ingredients of molecular weight below 10 kDa. They show a characteristic distribution pattern of organic and inorganic components typical for individual organs and tissues.



International stringent quality standards and certifications conformity:



Manufactured in the European  
Union for:



Licensed & Distributed by:

LABORATOIRES DOM AVMM (SUISSE) INC.  
(Nr. 676998)  
Avenue de la Praille, 45  
1227 Carouge - GENEVA  
Fax: +41 44 274 2424  
Email: info@eco-ultrafiltrates.com

Manufactured under stringent GMP  
(Good Manufacturing Practice)  
Conditions in the E.U.



[www.eco-ultrafiltrates.com](http://www.eco-ultrafiltrates.com)